

Write your name here

Surname					Other names				
Centre Number					Candidate Number				
Pearson Edexcel Level 1/Level 2 GCSE (9 - 1)									
<h1>Physics</h1> <h2>Paper 2</h2>									
Higher Tier									
Sample Assessment Material for first teaching September 2016					Paper Reference				
Time: 1 hour 45 minutes					1PH0/2H				
You must have: Calculator, ruler								Total Marks	

Instructions

- Use **black** ink or ball-point pen.
- **Fill in the boxes** at the top of this page with your name, centre number and candidate number.
- Answer **all** questions.
- Answer the questions in the spaces provided
– *there may be more space than you need.*
- Calculators may be used.
- Any diagrams may NOT be accurately drawn, unless otherwise indicated.
- You must **show all your working out** with **your answer clearly identified** at the **end of your solution**.

Information

- The total mark for this paper is 100.
- The marks for **each** question are shown in brackets
– *use this as a guide as to how much time to spend on each question.*
- In questions marked with an asterisk (*), marks will be awarded for your ability to structure your answer logically showing how the points that you make are related or follow on from each other where appropriate.

Advice

- Read each question carefully before you start to answer it.
- Try to answer every question.
- Check your answers if you have time at the end.

Turn over ►

S50052A

©2016 Pearson Education Ltd.



PEARSON

Answer ALL questions. Write your answers in the spaces provided.

Some questions must be answered with a cross in a box .
If you change your mind about an answer, put a line through the box and then mark your new answer with a cross .

- 1 Figure 1 shows part of a roller coaster ride seen from the side.

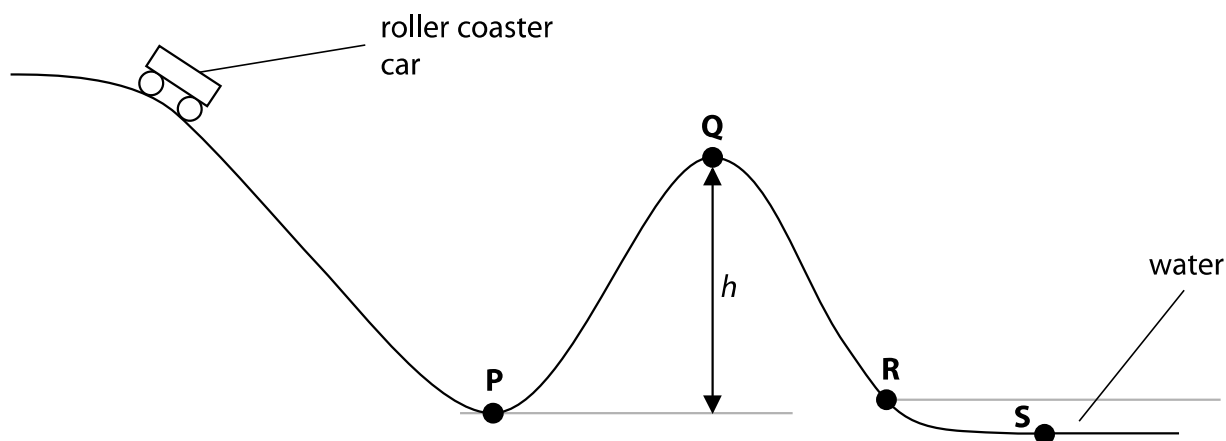


Figure 1

- (a) The roller coaster car rolls down towards P. The car has mass, m kg and velocity v m/s.

Which of these is the correct equation for calculating the kinetic energy of the car?

(1)

- A $KE = mv$
- B $KE = mv^2$
- C $KE = \frac{1}{2}mv^2$
- D $KE = 2mv^2$

DO NOT WRITE IN THIS AREA

DO NOT WRITE IN THIS AREA

DO NOT WRITE IN THIS AREA

(b) The mass of the car is 580 kg.

The car gains 39 000 J of gravitational potential energy as it climbs from **P** to **Q**.

(i) State the equation relating change in gravitational potential energy, mass, gravitational field strength and change in vertical height. (1)

(ii) Calculate the height h , shown in Figure 1.

(gravitational field strength, $g = 10 \text{ N/kg}$) (3)

$h = \dots\dots\dots \text{ m}$

(c) The car enters a pool of water at **R**. It slows down and stops at **S**.

Describe how the total energy of the system is conserved as the car travels between **R** and **S**. (2)

.....

.....

.....

.....

(Total for Question 1 = 7 marks)

DO NOT WRITE IN THIS AREA

DO NOT WRITE IN THIS AREA

DO NOT WRITE IN THIS AREA

DO NOT WRITE IN THIS AREA

DO NOT WRITE IN THIS AREA

DO NOT WRITE IN THIS AREA

BLANK PAGE

- 2 (a) Figure 2 shows a tank for holding water.

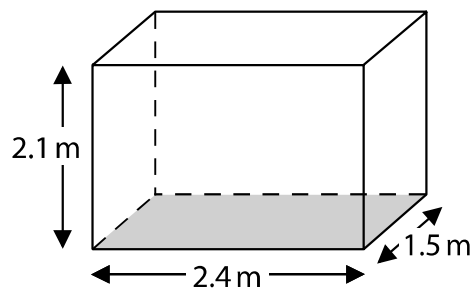


Figure 2

The tank has sides of 2.4 m, 2.1 m and 1.5 m.

The pressure at the bottom of the tank is 12 kPa.

- (i) State the equation relating pressure, force and area.

(1)

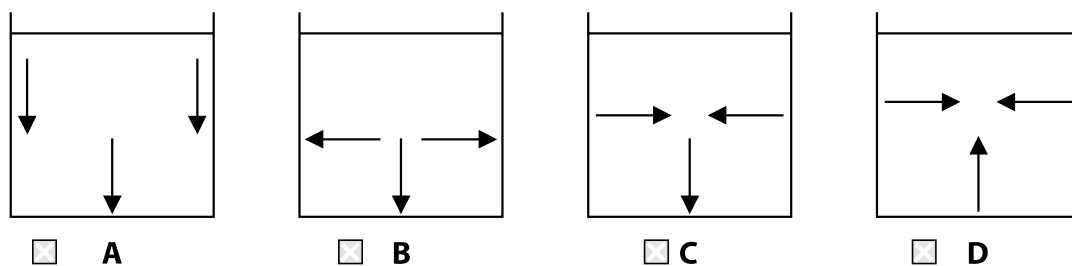
- (ii) Calculate the weight of water in the tank.

(4)

weight = N

(iii) Which diagram shows the direction of the forces from the water on the inside of the tank?

(1)



(b) Figure 3 shows three containers A, B, and C.

Each container contains a liquid, as shown.

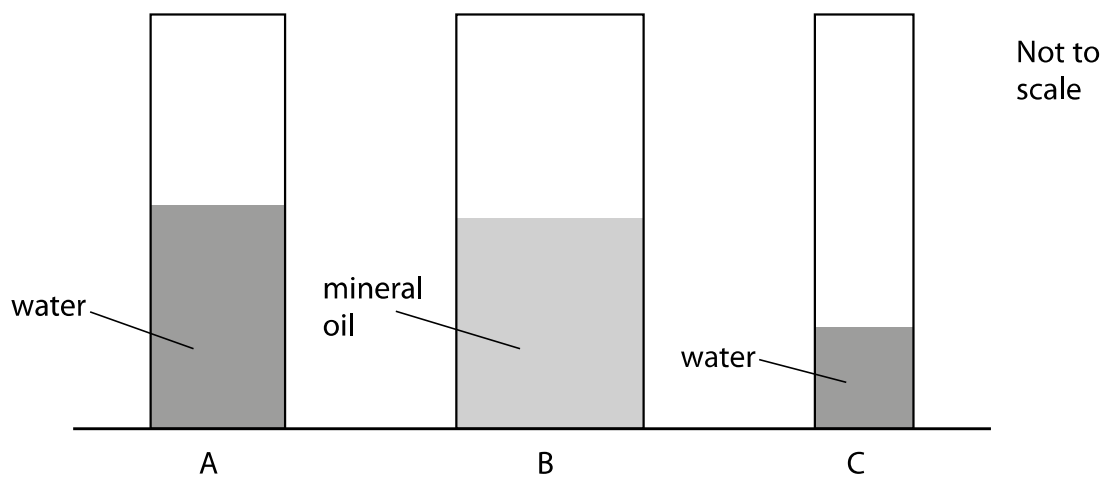


Figure 3

Figure 4 gives some data about the liquids and containers.

container	area of base (cm ²)	name of liquid	density of liquid (g/cm ³)	depth of liquid in container (cm)
A	16	water	1.00	50.00
B	32	mineral oil	0.91	50.00
C	12	water	1.00	25.00

Figure 4

DO NOT WRITE IN THIS AREA

DO NOT WRITE IN THIS AREA

DO NOT WRITE IN THIS AREA

Explain which container has the highest pressure at the bottom, and which container has the lowest.

Use information from Figure 3 and Figure 4.

(3)

.....

.....

.....

.....

.....

.....

.....

(Total for Question 2 = 9 marks)

DO NOT WRITE IN THIS AREA

DO NOT WRITE IN THIS AREA

DO NOT WRITE IN THIS AREA

- 3 A student investigates how the resistance of a thermistor varies with temperature.
- (a) The student sets up the circuit shown in Figure 5 to measure current and voltage.
- He finds that it does not work.

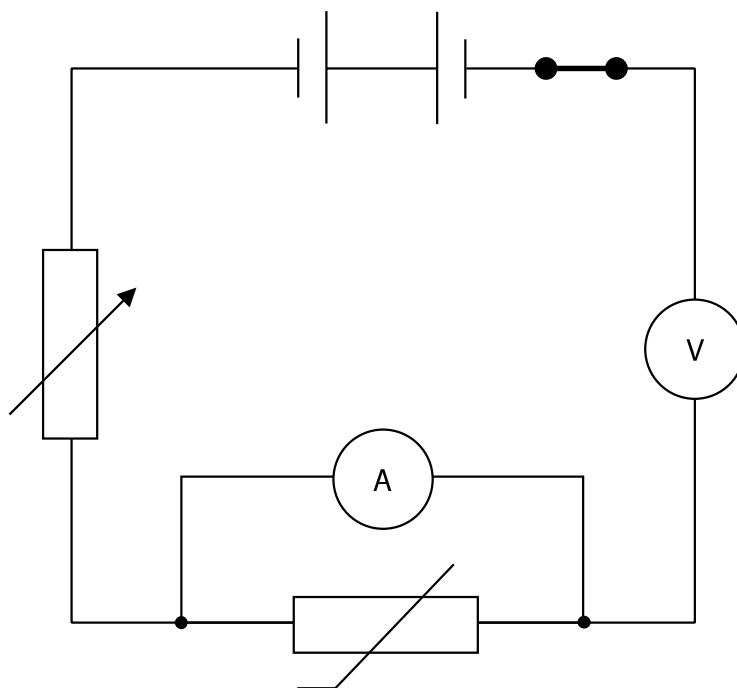


Figure 5

Give **three** modifications the student should make to the circuit so that the circuit works correctly.

(3)

- 1
- 2
- 3

DO NOT WRITE IN THIS AREA

DO NOT WRITE IN THIS AREA

DO NOT WRITE IN THIS AREA

- (b) The student uses the equipment shown in Figure 6 to measure the temperature of the thermistor.

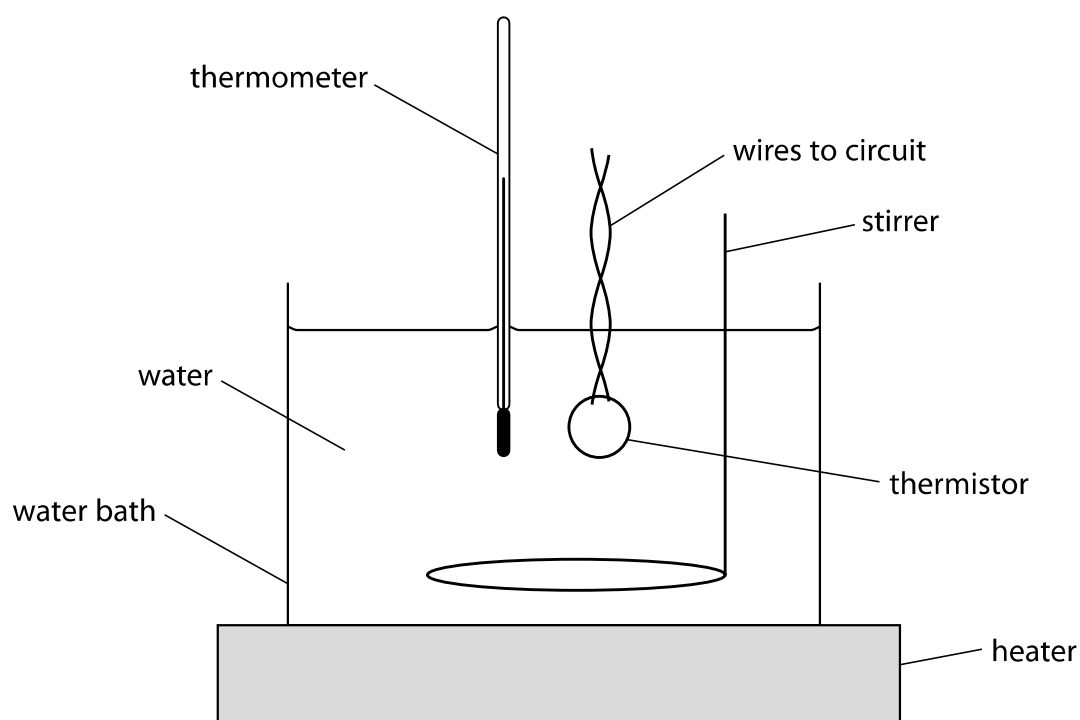


Figure 6

- (i) Give **one** reason for using the water bath.

(1)

- (ii) The equipment shown in Figure 6 is for investigations in the temperature range from 20°C to 100°C .

State **one** way the student could develop this experimental procedure to investigate temperatures outside this range.

(1)

DO NOT WRITE IN THIS AREA

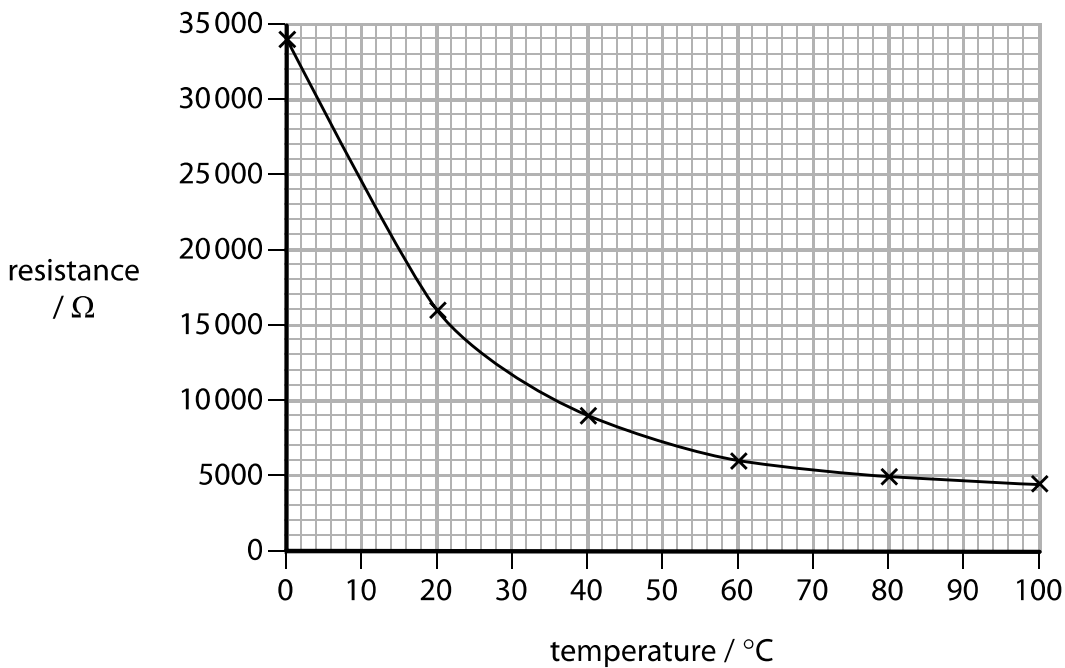
DO NOT WRITE IN THIS AREA

DO NOT WRITE IN THIS AREA

(c) The student takes measurements for two other components, **A** and **B**.

The results for both these components are shown in Figure 7.

Component A



Component B

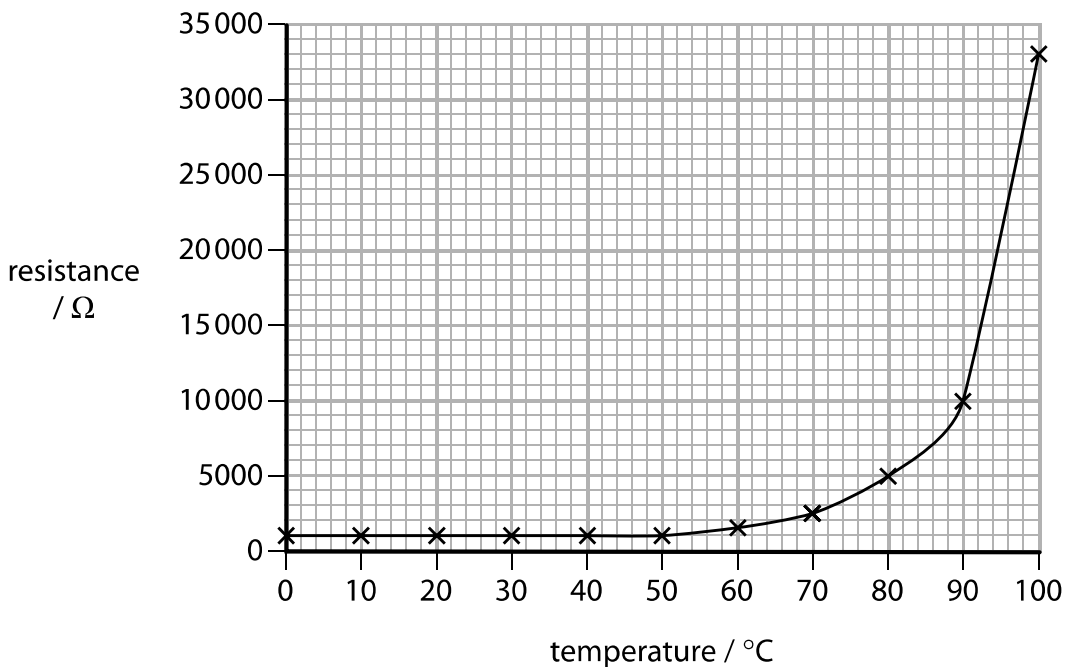


Figure 7

DO NOT WRITE IN THIS AREA

DO NOT WRITE IN THIS AREA

DO NOT WRITE IN THIS AREA

- (i) Compare and contrast how the resistances of component **A** and component **B** vary with temperature.

(3)

.....

.....

.....

.....

.....

.....

- (ii) Component **A** is connected to a 12V supply.

Which of these is the current in component **A** when the temperature is 80°C?

(1)

A $I = 12 \times 5000$

B $I = \frac{12}{5000}$

C $I = \frac{12^2}{5000}$

D $I = \sqrt{\left(\frac{12}{5000}\right)}$

(Total for Question 3 = 9 marks)

- 4 (a) Figure 8 shows an airport worker refuelling an aircraft.



(Source: © Stanislaw Tokarski/123RF)

Figure 8

- (i) Pumping fuel into an aircraft can be dangerous.

The worker connects an earth wire to the aircraft before pumping fuel.

Give **one** reason why earthing reduces the risk of fire.

(1)

- (ii) Explain how an aircraft can become electrically charged as it flies through the air.

(2)

DO NOT WRITE IN THIS AREA

DO NOT WRITE IN THIS AREA

DO NOT WRITE IN THIS AREA

(b) Fuel weighing 230 000 N is pumped into the aircraft.

This fuel moves upwards through a vertical height of 4.7 m.

The power developed by the pump is 1600 W.

Calculate the time needed to refuel the aircraft.

(3)

time = s

DO NOT WRITE IN THIS AREA

DO NOT WRITE IN THIS AREA

DO NOT WRITE IN THIS AREA

- (c) Figure 9 shows an electrostatic method for spray-painting a car door.
 The car door has a negative charge.
 The droplets of paint receive a positive charge as they leave the spray gun.



(Source: © Jens Brüggemann/123RF)

Figure 9

Explain how charging the door helps the paint to form an even coating on both sides of the door.

You should use ideas of forces and fields in your answer.

(2)

.....

.....

.....

.....

(Total for Question 4 = 8 marks)

DO NOT WRITE IN THIS AREA

DO NOT WRITE IN THIS AREA

DO NOT WRITE IN THIS AREA

- 5 A student uses a digital calliper to measure the length of a spring, as shown in Figure 10.




Figure 10

The spring is bendy and difficult to measure.

The student takes the six readings shown in Figure 11.



Figure 11

- (a) Calculate the average length of the spring.

(2)

average length = mm

- (b) The student investigates the stretching of a spring with the equipment shown in Figure 12.

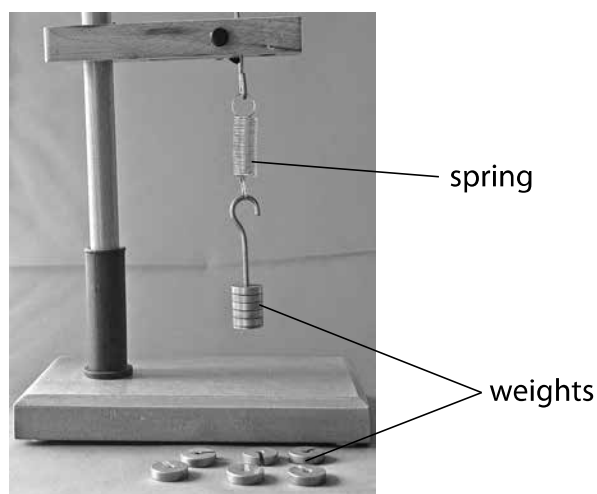


Figure 12

The student investigates the extension of the spring using six different weights.

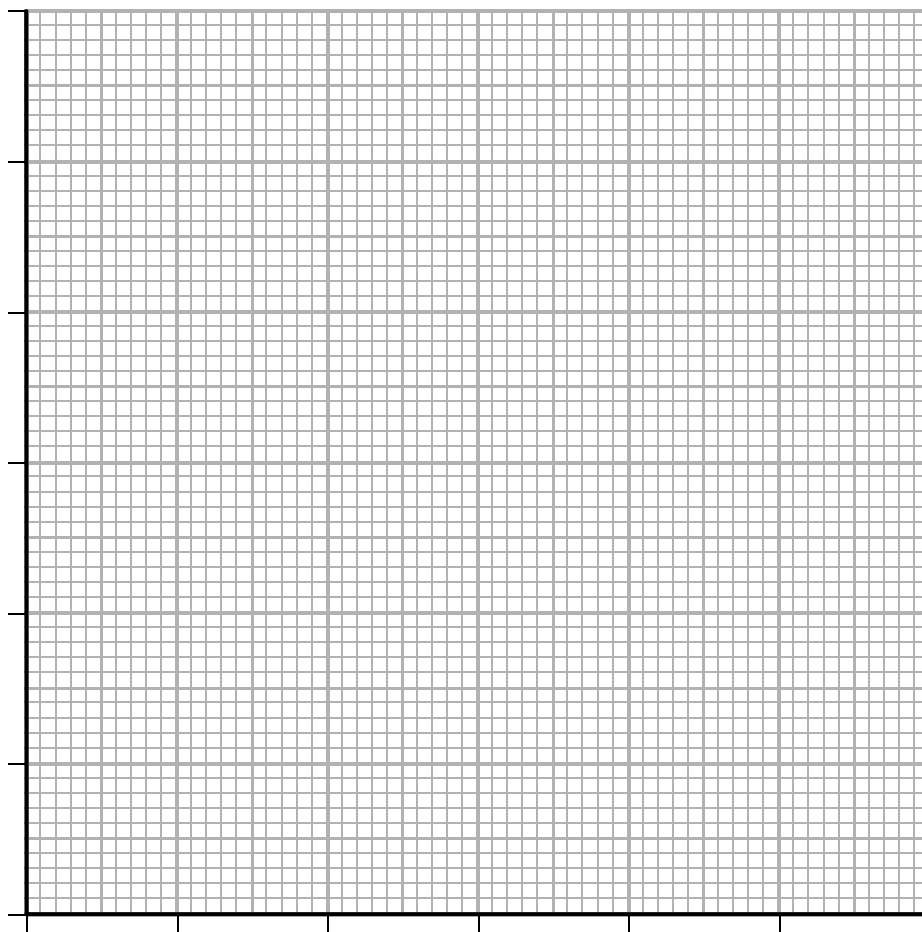
The results are shown in Figure 13.

weight (N)	extension (mm)
0.20	4.0
0.40	8.0
0.60	12.0
0.80	16.0
1.00	20.0
1.20	24.0

Figure 13

(i) Draw a graph for the readings, using the grid shown.

(3)



(ii) The student writes this conclusion:

'The extension of the spring is directly proportional to the weight stretching the spring.'

Comment on the student's conclusion.

(3)

.....

.....

.....

.....

.....

.....

.....

(c) The student extends the investigation by finding information about the stretching of wires.

The student finds the graph shown in Figure 14 for the stretching of a wire.

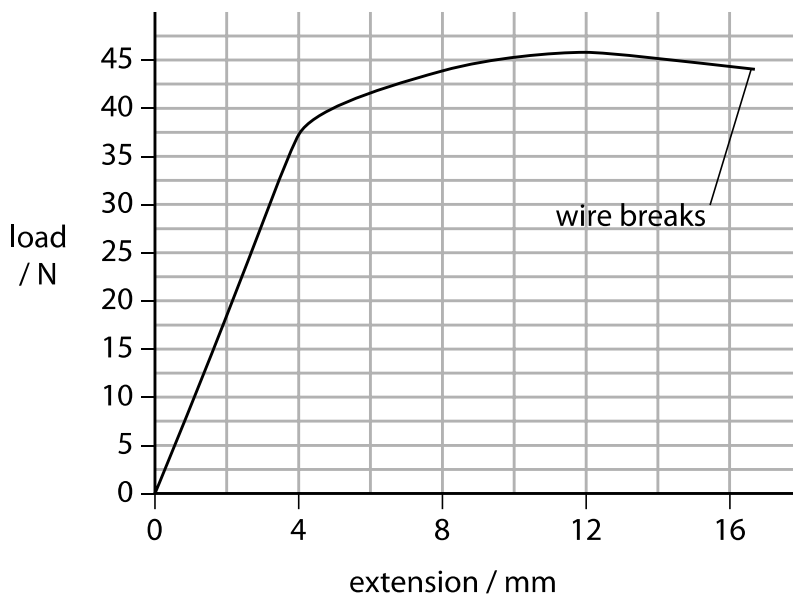


Figure 14

Describe the non-linear stretching of the wire shown in Figure 14.

(3)

.....

.....

.....

.....

.....

.....

.....

(Total for Question 5 = 11 marks)

DO NOT WRITE IN THIS AREA

DO NOT WRITE IN THIS AREA

DO NOT WRITE IN THIS AREA

DO NOT WRITE IN THIS AREA

DO NOT WRITE IN THIS AREA

DO NOT WRITE IN THIS AREA

BLANK PAGE

- 6 Wooden trucks on a toy railway have permanent magnets that hold the train together.

The magnets are arranged so that an N-pole touches an S-pole between each truck, as shown in Figure 15.

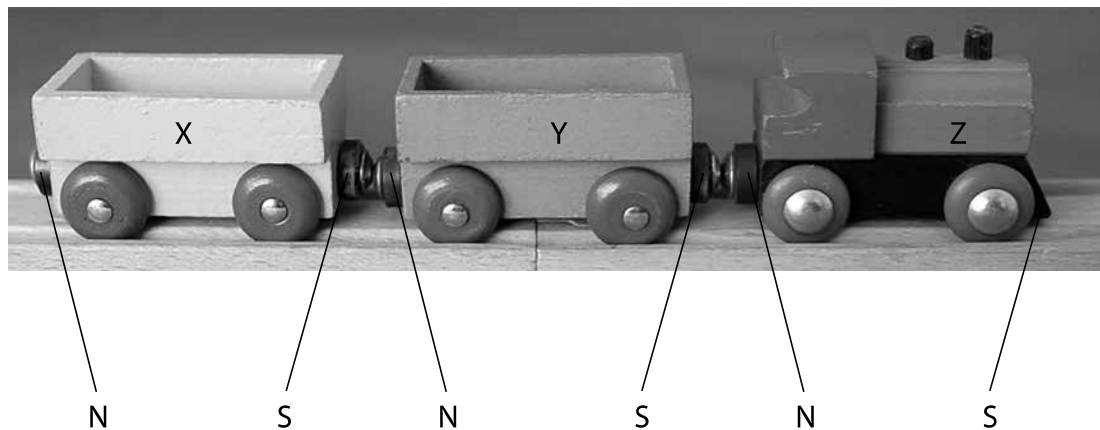


Figure 15

- (a) Truck Y is removed from the train, turned through 180° and is then replaced between truck X and Z.

How does this affect the train?

(1)

- A** Y attracts both X and Z as before
- B** Y still attracts X but now repels Z
- C** Y still attracts Z but now repels X
- D** Y now repels both X and Z

DO NOT WRITE IN THIS AREA

DO NOT WRITE IN THIS AREA

DO NOT WRITE IN THIS AREA

(b) The structure of a truck, seen from above, is shown in Figure 16.

The permanent magnets cause a magnetic field both inside and outside the truck.

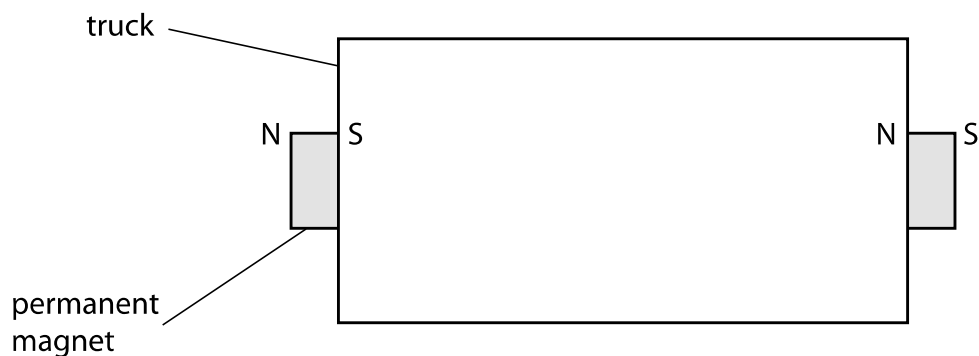
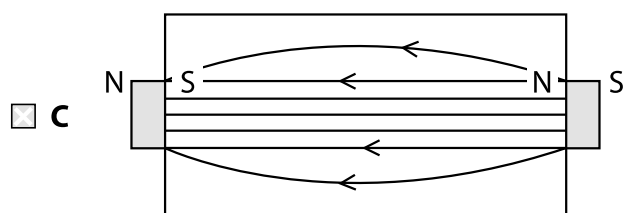
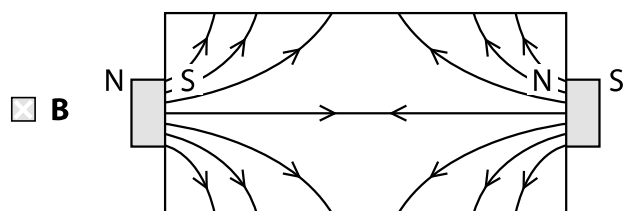
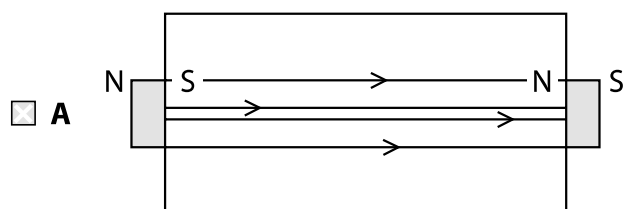


Figure 16

Which of these correctly shows the field inside the truck?

(1)



- (c) A student investigates the forces between the trucks in the toy railway.
 She places another truck, **W**, next to truck **X**.
 She pulls truck **Z** in the direction shown by the arrow.
 The whole train travels at a constant speed as shown in Figure 17.

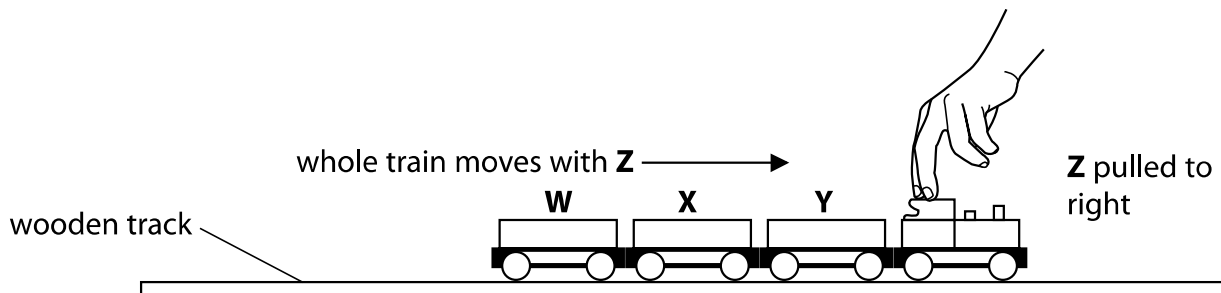


Figure 17

The student repeats this method of adding trucks and pulling the train each time.
 When there are seven trucks in total, the train comes apart between **Y** and **Z** when tested as shown in Figure 18.

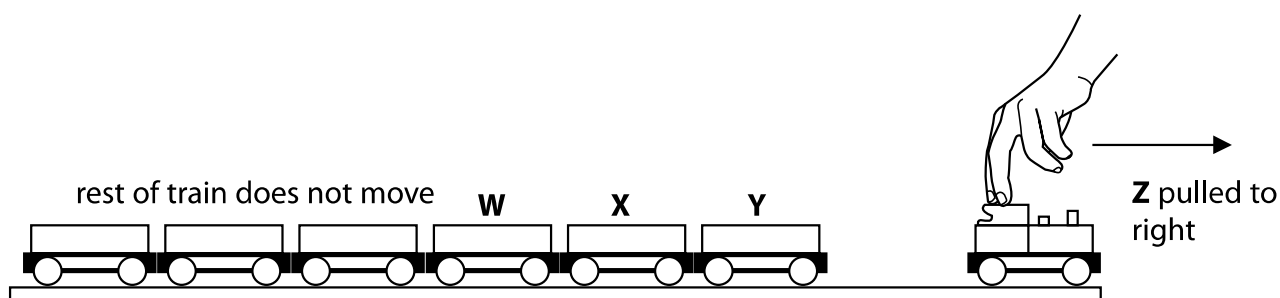


Figure 18

- (i) Explain why the train acts in this way by considering the forces involved.

(2)

.....

.....

.....

.....

DO NOT WRITE IN THIS AREA

DO NOT WRITE IN THIS AREA

DO NOT WRITE IN THIS AREA

(ii) Devise an experiment to investigate the horizontal force needed to separate the trucks from the engine.

(3)

.....

.....

.....

.....

.....

.....

(iii) Explain why a larger force is needed to separate the trucks from the engine if the force is applied at an angle to the horizontal.

(2)

.....

.....

.....

.....

(Total for Question 6 = 9 marks)

DO NOT WRITE IN THIS AREA

DO NOT WRITE IN THIS AREA

DO NOT WRITE IN THIS AREA

- 7 (a) A straight piece of wire is 0.713 m long.

It is placed at right angles to a uniform magnetic field of 0.47 T.

The force on the wire is 0.089 N.

Calculate the current in the wire.

Use an equation from the formula sheet. Give your answer to an appropriate number of significant figures.

(2)

current = A

DO NOT WRITE IN THIS AREA

DO NOT WRITE IN THIS AREA

DO NOT WRITE IN THIS AREA

- (b) A student investigates the relationship between the magnetic flux density and the electromagnetic force on a current-carrying wire.

The student has the equipment shown in Figure 19.

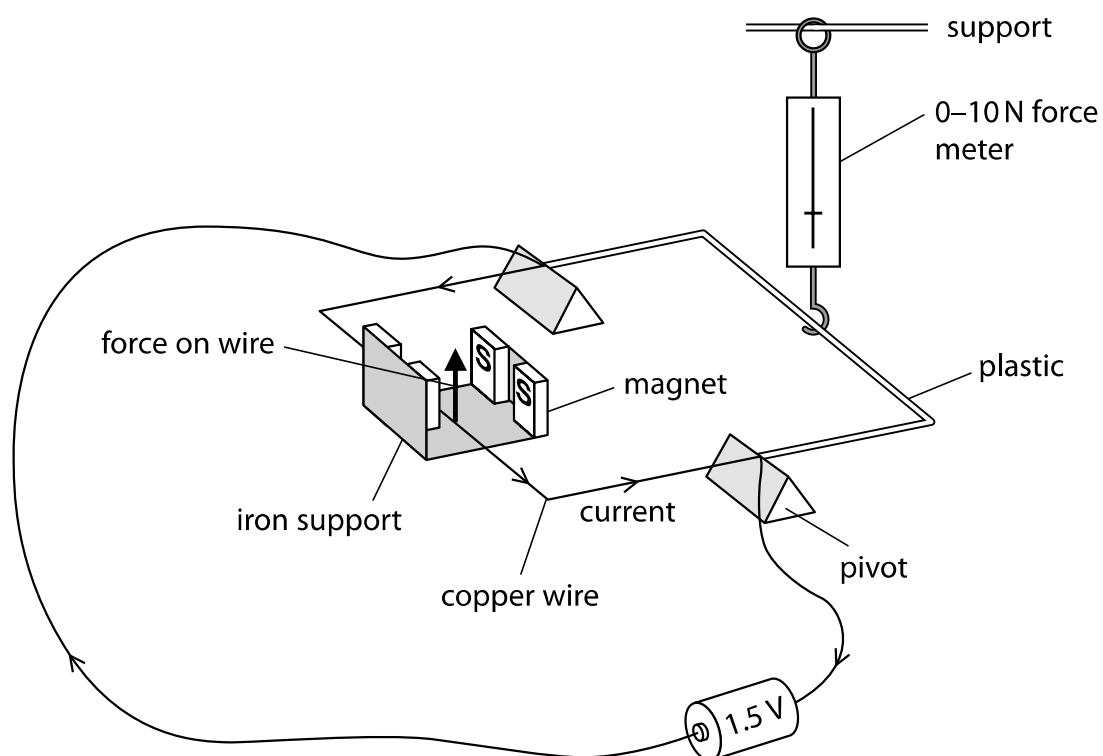


Figure 19

The student varies the number of magnets and measures the force on the wire using the force meter.

The results are shown in Figure 20.

number of pairs of magnets	reading on force meter (N)
1	0.0
2	0.0
3	0.1

Figure 20

The student decides that his equipment is not sufficiently sensitive.

Give **three** ways the student should develop his investigation to improve the quality of his results.

(3)

- 1
- 2
- 3

DO NOT WRITE IN THIS AREA

DO NOT WRITE IN THIS AREA

DO NOT WRITE IN THIS AREA

(c) Figures 21 and 22 show different voltages that can be applied across a wire.

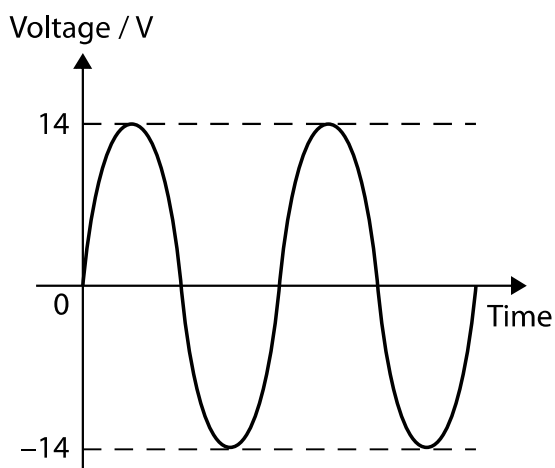


Figure 21

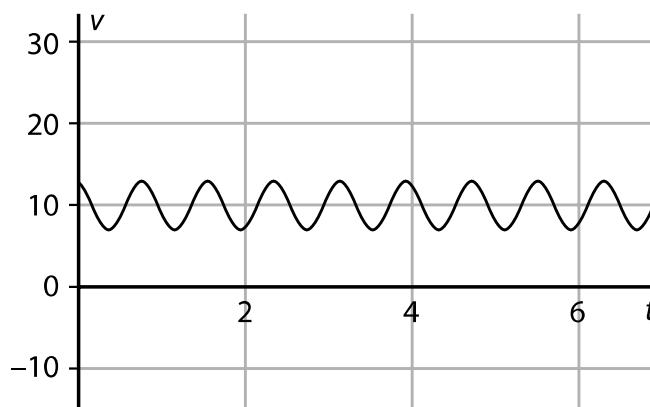


Figure 22

Explain which of the voltages in Figures 21 and 22 cause an a.c. current in the wire.

(2)

-
-
-

- (d) A power transmission wire hangs so that it is at right angles to the Earth's magnetic field.

Although this magnetic field is constant, the cable experiences a changing force.

Explain why the force experienced by the cable changes.

(4)

(Total for Question 7 = 11 marks)

DO NOT WRITE IN THIS AREA

DO NOT WRITE IN THIS AREA

DO NOT WRITE IN THIS AREA

8 Figure 23 shows an electric car connected to a battery charger.



(Source: © Danil Roudenko/123RF)

Figure 23

The car has a rechargeable battery to drive its motor.

The rechargeable battery provides a potential difference of 330V and can store up to 64 MJ.

It takes 8 hours for the battery to receive a full charge.

Assume that the charging process is 100% efficient.

(a) Calculate the total charge that flows while the battery is being charged.

(3)

total charge = C

DO NOT WRITE IN THIS AREA

DO NOT WRITE IN THIS AREA

DO NOT WRITE IN THIS AREA

(b) Calculate the average charging current.

(3)

current = A

DO NOT WRITE IN THIS AREA

DO NOT WRITE IN THIS AREA

DO NOT WRITE IN THIS AREA

*(c) The battery charger shown in Figure 23 is connected to the 230V a.c. domestic mains supply.

The output voltage of the charger is 3.35V and it provides a d.c. charging current. Charging stops if the charging current exceeds 15 A.

Explain how electrical components in the charger can be connected together to give this type of output.

(6)

Dotted lines for student response.

(Total for Question 8 = 12 marks)

DO NOT WRITE IN THIS AREA

DO NOT WRITE IN THIS AREA

DO NOT WRITE IN THIS AREA

BLANK PAGE

9 Figure 24 shows a submarine underwater.

air
water

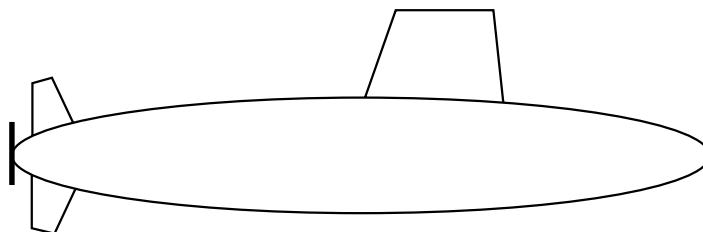


Figure 24

The motor in the submarine turns the gear wheels shown in Figure 25.

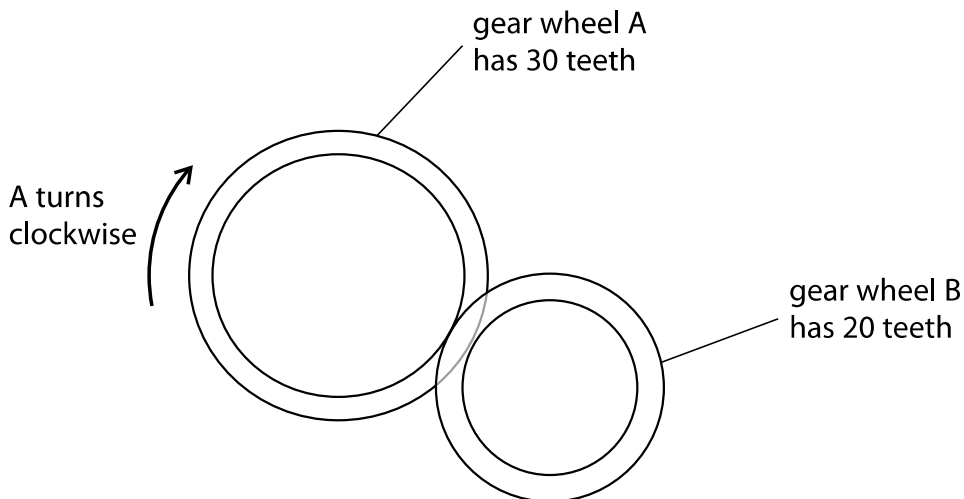


Figure 25

(a) Gear wheel A rotates clockwise through one complete turn.

Which of these is correct for gear wheel B?

(1)

	amount that gear wheel B rotates	direction gear wheel B rotates
<input type="checkbox"/> A	1½ turns	clockwise
<input type="checkbox"/> B	1½ turns	anticlockwise
<input type="checkbox"/> C	⅔ of a turn	clockwise
<input type="checkbox"/> D	⅔ of a turn	anticlockwise

(b) A bubble of gas escapes from the submarine.

The volume of the bubble is 23.0 cm^3 .

The pressure of the gas inside the bubble is 297 kPa .

The bubble rises to the surface without changing temperature.

Calculate the volume of the bubble when it reaches the surface.

Atmospheric pressure = 101 kPa

Use an equation from the formula sheet.

(3)

volume = cm^3

DO NOT WRITE IN THIS AREA

DO NOT WRITE IN THIS AREA

DO NOT WRITE IN THIS AREA

(c) A student is interested in the way that submarines are controlled.

She has several regular wooden blocks, a set of weights and a tank of water.
Wood floats in water.

The student plans to immerse the wooden blocks fully in the water and investigate the relationship between the upthrust and the weight of water displaced.

Describe how she should determine **one** of the variables in this investigation.

(2)

DO NOT WRITE IN THIS AREA

DO NOT WRITE IN THIS AREA

DO NOT WRITE IN THIS AREA

DO NOT WRITE IN THIS AREA

DO NOT WRITE IN THIS AREA

DO NOT WRITE IN THIS AREA

*(d) Figure 26 shows the submarine stationary and submerged at a depth of 10 m.

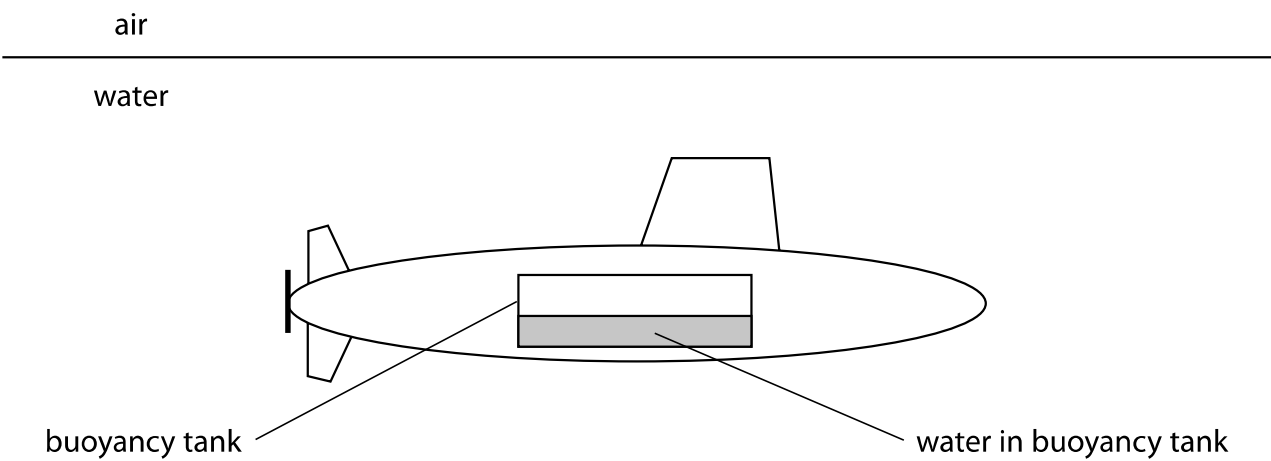


Figure 26

Explain how pumping water into and out of the buoyancy tank affects the depth of the submarine below the surface.

(6)

.....

.....

.....

.....

.....

.....

.....

.....

.....

.....

.....

.....

.....

.....

.....

.....

.....

.....

.....

.....

.....

.....

.....

(Total for Question 9 = 12 marks)

10 The espresso machine shown in Figure 27 is an electrical appliance.



(Source: © tanawaty/123RF)

Figure 27

(a) The espresso machine has an electrical heater connected to a 440V mains supply.

The power of the electrical heater is 3.5 kW.

(i) The rating of a fuse is the current above which it melts.

Which of these is the most suitable fuse for the espresso machine circuit?

(1)

- A** 1 A
- B** 5 A
- C** 10 A
- D** 13 A

DO NOT WRITE IN THIS AREA

DO NOT WRITE IN THIS AREA

DO NOT WRITE IN THIS AREA

- (ii) Before the espresso machine can be used, its heater must raise the temperature of some cold water.

The specific heat capacity of water is 4200 J/kg K .

Show that it takes the heater about 90 s to raise the temperature of 1 kg of water from 18°C to 95°C .

Use an equation from the formula sheet.

(3)

DO NOT WRITE IN THIS AREA

DO NOT WRITE IN THIS AREA

DO NOT WRITE IN THIS AREA

- (b) The espresso machine has a steam pipe that can be used to heat milk in a jug, as shown in Figure 28.



(Source: © Wavebreak Media Ltd/123RF)

Figure 28

Steam from the pipe enters the milk, where steam condenses to water.

The steam and hot water heat the milk.

- (i) Describe, in terms of energy, how the arrangement and movement of particles in the steam changes as the steam enters the milk, condenses and cools.

(2)

.....

.....

.....

.....

(ii) The specific heat capacity of milk is 3840 J/kg K .

The specific heat capacity of water is 4200 J/kg K .

The specific latent heat of condensation of steam is 2260 kJ/kg .

The temperature of the steam is 100°C

The mass of steam that condenses is 25 g .

The temperature of the milk rises from 5°C to 65°C .

By considering the transfer of energy from the steam to the milk, calculate the mass of milk that is heated by the steam and hot water.

Use equations from the formula sheet.

(4)

mass of milk = kg

(iii) Give **two** reasons why the actual mass of steam needed to heat the milk from 5°C to 65°C is greater than 25 g .

(2)

1

.....

2

.....

(Total for Question 10 = 12 marks)

TOTAL FOR PAPER = 100 MARKS

DO NOT WRITE IN THIS AREA

DO NOT WRITE IN THIS AREA

DO NOT WRITE IN THIS AREA

Equations

(final velocity)² – (initial velocity)² = 2 × acceleration × distance

$$v^2 - u^2 = 2 \times a \times x$$

force = change in momentum ÷ time

$$F = \frac{(mv - mu)}{t}$$

energy transferred = current × potential difference × time

$$E = I \times V \times t$$

force on a conductor at right angles to a magnetic field carrying a current = magnetic flux density × current × length

$$F = B \times I \times l$$

$\frac{\text{voltage across primary coil}}{\text{voltage across secondary coil}} = \frac{\text{number of turns in primary coil}}{\text{number of turns in secondary coil}}$

$$\frac{V_p}{V_s} = \frac{N_p}{N_s}$$

potential difference across primary coil × current in primary coil = potential difference across secondary coil × current in secondary coil

$$V_p \times I_p = V_s \times I_s$$

change in thermal energy = mass × specific heat capacity × change in temperature

$$\Delta Q = m \times c \times \Delta\theta$$

thermal energy for a change of state = mass × specific latent heat

$$Q = m \times L$$

$$P_1 V_1 = P_2 V_2$$

to calculate pressure or volume for gases of fixed mass at constant temperature

energy transferred in stretching = 0.5 × spring constant × (extension)²

$$E = \frac{1}{2} \times k \times x^2$$

pressure due to a column of liquid = height of column × density of liquid × gravitational field strength

$$P = h \times \rho \times g$$

DO NOT WRITE IN THIS AREA

DO NOT WRITE IN THIS AREA

DO NOT WRITE IN THIS AREA